

CHOICE cabinets



FEATURES

- Wide range of different cabinets
- Ability to fix one cabinet onto another
- 5 different heights
- Different materials combination
- Wide range of additional parts for individual storage combination

QUALITY STANDARD

- LST EN 14073-1:2004
- LST EN 14073-2:2004
- LST EN 14073-3:2004
- LST EN 14074-2004

TECHNICAL INFORMATION

Carcass

- 18 mm MFC (melamine) with 1 mm ABS edging.

Top and bottom

- 18 mm MFC (melamine) with 1 mm ABS edging.

Back

- Made of 18 mm MFC (melamine).

Shelves

- 18 mm MFC (melamine) with 1 mm ABS edging. Load capacity – 25 kg;
- 25 mm MFC (melamine) with 2 mm ABS edging (for W=1000 mm wide carcass). Load capacity – 32 kg;
- 28 mm. Made of metal sheet. Load capacity – 40 kg;
- Fixed or height adjustable shelves.

Doors

- Doors with hinges in 18 mm MFC (melamine) with 1 mm ABS edging;
- Sliding doors in 18 mm MFC (melamine) with 1 mm ABS edging (with plastic runners).

Acoustic doors

- Made from acoustic chipboard, melamine faced surface with 2 mm ABS edging;
- Absorption class: C;
- Weighted sound absorption coefficient: $\alpha_w = 0,75$ (MH);
- SAA (Sound Absorption Average): 0,83;
- NRC (Noise Reduction Coefficient): 0,85.

Handles (2 types)

- Handles (EG, MG, AG, EX, MX, AX) made from powder coated metal, hole for fixing – 128 mm;



- Recessed handles 145x42x15 mm (EC, MC, AC) from aluminium, powder coated.



Fittings

- CAMS with connecting bolts;
- Lock without metal bars;
- Fast assembling hinges (does not require any tools to connect hinges to plates);
- Hinges with soft closing;
- Sliding doors with plastic runners;
- Wardrobe with metal pull-out hanging rail (cabinets depth – 420 mm).

Bases

Plinth (MFC)

- Made of 18 mm MFC (melamine), H=80 mm;
- Height levelling +10 mm.

Plinth (metal)

- Made from welded metal tube. H=40 mm;
- Height levelling +10 mm.

Metal legs H=80 mm

- Metal tube - 20x20 mm;
- Plastic legs with height levelling, H=80 mm +10 mm;
- Powder coated metal.

Metal legs H=150 mm with frame

- Welded metal tube - 20x20 mm;
- Plastic legs with height levelling, H=150 mm +10 mm;
- Powder coated metal.

Plastic legs

- Black plastic height levelling legs, H=17 mm +10 mm.

Solid wood legs H=150 mm

- Lacquered natural ash solid wood base, H=150 mm;
- Height levelling +10 mm.

Castors

- Four twin wheel castors, Ø80 mm;
- Two out of four with stopper brakes;
- The load capacity: 100 kg per castor.

Additional parts

Shelves for letters

- 16 mm MFC (melamine) with 1 mm ABS edging.

Shelf with dividers

- 18 / 25 mm MFC (melamine) with 1 mm ABS edging;
- Chromed dividers from metal (7pcs.).

Drawers for foolscap

- File drawers for both A4 and foolscap files;
- Full extension with anti-tilt function;
- Made of welded metal sheet, without bottom. Powder coated (black);
- Ball bearing slide, load capacity – 50 kg.

Pencil tray

- Tray from black plastic. W=380 mm (with mounting brackets) L=375 mm, H=32 mm.
- Ball bearing slide full extension;
- Mounted under cabinet top, or shelves;
- Load capacity – 2 kg (EN 15338).

Wire Frame for foolscap A4

- Dimensions: W=340 mm, D=305 mm, H=245 mm;
- Galvanized wire with black plastic corners.

Fabric back panel

- HDF 3 mm coated with foam 3 mm and fabric (fixing with glue stickers).

Side and top panels

- 16 MFC with 1 mm ABS edging;
- 16 mm chipboard, covered in wood veneer with 1,5 mm edging.

Stickers

- Adhesive stickers (H=0,13 mm) for fixing one cabinet on the top of another without any tools.

Counterweight


- 8 mm powder coated metal plate (grey colour by default), fixed with screws under the bottom;
- 25 mm MFC (melamine) with two 0,5 mm ABS edges, fixed with stickers to the back panel inside the cabinet.

MATERIALS

- Melamine (combinations available): P (birch), T (beech), D1 (whitened oak), D2 (amber oak), M1 (white), N (grey);
- Veneer*: G (wenge), R (walnut), K (maple), A (oak);
- Metal: E (white), M (metallic), A (black);
- Fabric: BONDAI, LUCIA, VELITO PRESTO.

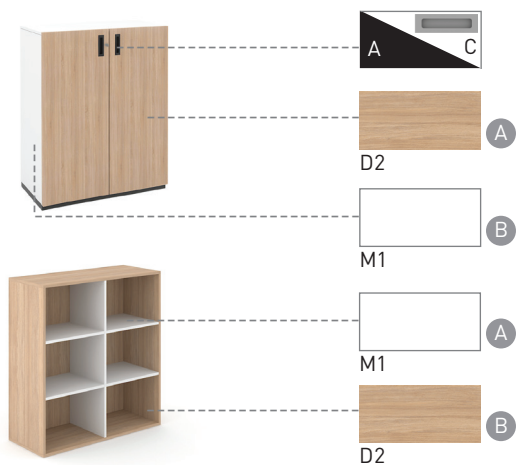
*Only for side and top panels

RANGE



ORDERING EXAMPLE

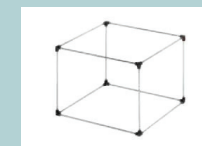
Code structure

Must be ordered
(one of the following)MFC plinth
H=80 mmMetal plinth
H=40 mmPlastic legs
H=17 mmMetal legs V shape
H=80 mmMetal frame
H=150 mmNatural ash solid
wood legs H=150 mmCastors Ø80,
H=90 mm

Optional

MFC shelf / fixed
shelfMFC shelf with
dividers


Metal shelf

Pull-out black met-
al filing cradleFrame-mounted
binders (A4)

Post shelf



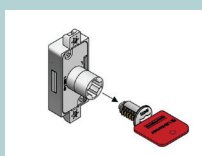
Drawers' box

Felt-lined metal
drawer with lockBlack plastic
stationery drawer

Fabric back panel

Side and top
panels

Master key



Removal key

Cylinder lock with
2 keysStickers for one cabinet
fixing onto another*

*Customize your storage by fixing one cabinet onto another.
! When you exceed the height of 1780 mm, it is recommended to consult with your dealer.

ADDITIONAL INFORMATION



- Please note that the overall height of the cabinet will increase by 18 mm when placing one cabinet on top of each other (e.g. 1H+1H). This may result in differing overall heights between the cabinets or with desks. Also, note that side panels C0Z007-C0Z025 will not be suitable for cabinet combinations.
- Please note glue on the stickers take time to harden (50% in 15 min, 90% in 24 h and 100% in 72 h). It is advised to wait before first using the cabinet. It is possible to split the cabinets again by carefully removing the top part and cleaning the residual glue with everyday cleaning solvent (e.g. turpentine).

• Tips for fixing one cabinet onto another:

- If the combination is higher than 3H, it is recommended to choose a solid base, e.g. metal plinth or plinth, with metal frame (C0Z080 / C0Z081 / C0Z082 - C0Z160 / C0Z161 / C0Z162);
- Compositions exceeding 5H height must be mounted to the wall;
- Additional mounting to the wall and strengthening with wood screws is recommend for cabinets with hinged doors or drawers.




- Please note that shelving units are 400 mm deep, cabinets with hinged doors – 420 mm deep and cabinets with sliding doors are 440 mm deep. Panels C0Z007-C0Z025 are 420 mm deep and will stand out by 20 mm on shelving and sliding door units.



- Fabric back panels of 3H and higher cabinets (C3S160, C4N120, C4S120, C4S121, C4S160, C5S120, C5S121) are made of two pieces.



- Please note that when ordering cabinet in two colours (C3S160, C4N120, C4S120, C4S121, C4S160, C5S120, C5S121), the colour of the connection will also be visible on the backside of the cabinet.



- Sliding doors with handle type is “C” hide completely behind the outer door. With other types of handles the inner door sticks out by 57 mm.



- Central legs (C0Z004, C0Z122, C0Z162, C0Z006) of 1200 mm and 1600 mm width cabinets can be mounted in 2 positions, so there is a possibility to choose the less visible option.



- All bases (plinth, legs, etc.) are slightly recessed from the back of the cabinet due to storage stability and design. Please note that the cabinet cannot be placed against the wall completely if there is a floor plinth.



- When ordering cabinets with pull-out metal filing cradles (C0Z044, C0Z045, C0Z046, C0Z047), it is recommended to order counterweights X0Z020 / X0Z021 / X0Z022 or fix cabinets to the wall / other stable furniture. Please note, that in the set of metal pull-out filing cradles (2 pcs) there is an anti-tilt mechanism, i.e. both cradles cannot be opened at the same time.
































- A4 foolscap hanging folders won't fit on metal shelves (C0Z040, C0Z041, C0Z042, C0Z043) in cabinets with sliding doors. The folders can only be hung on metal shelves (C0Z038 and C0Z039) in cabinets with hinged doors.



- Additional shelves can be ordered for the lower part of the wardrobe.

- At least one fixed shelf (C0Z034, C0Z0345) or one metal shelf (C0Z038, C0Z039) must be ordered with 4H and 5H cabinets with doors and without shelves (C4C080, C4C100, C5C080, C5C100).

	2H	3H	4H	5H
Quantity of pull-out metal filing cradles				
 X 1				
 X 2				
 X 3*				
 X 4*				
 X 5*				

* Anti-tilt (G6F116) must be ordered.



Must be ordered. Please order the counterweight or fix cabinets to the wall / other stable furniture.



It is **recommended** to order the counterweight or fix cabinets to the wall / other stable furniture.

Note! For **cabinets with plastic legs** it is necessary to order the counterweight or fix cabinets to the wall / other stable furniture.



Must be fixed. Please fix cabinets to the wall / other stable furniture.



Not available.